



Full Survey Instructor Report (Winter 2024) for POLSCI 3J03 C01 - Hon Issues:Can Politic&Policy (Noah Fry)

Project Title: **Winter 2024**

Courses Audience: **32**

Responses Received: **10**

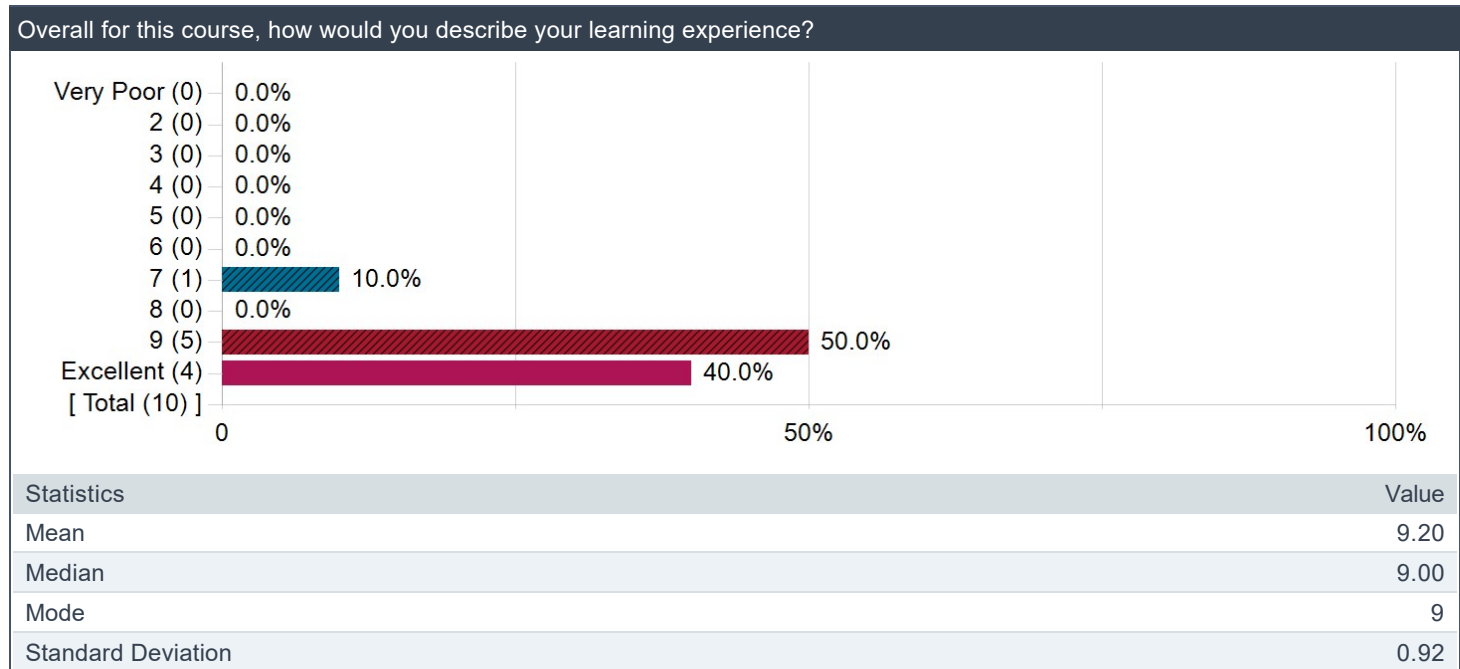
Response Ratio: **31.2%**

Report Comments

McMaster Handling of personal information policy.

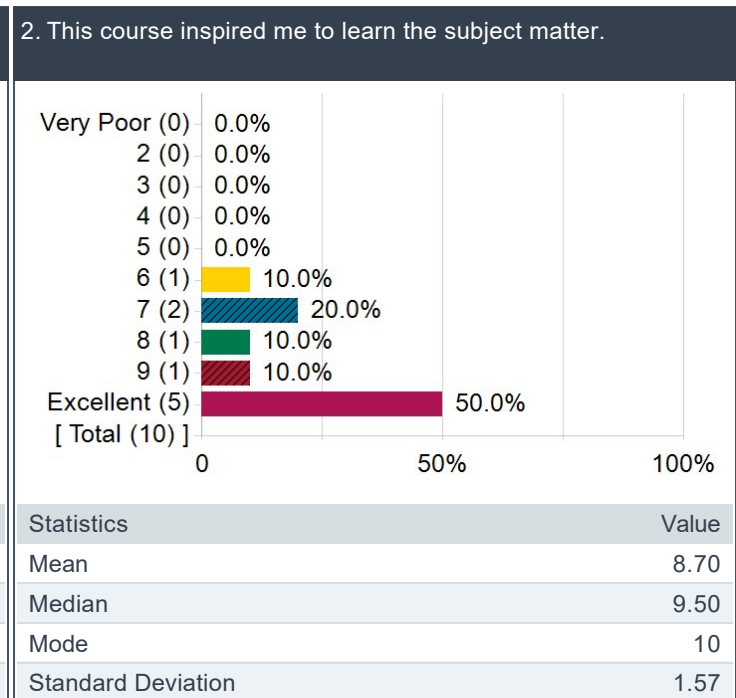
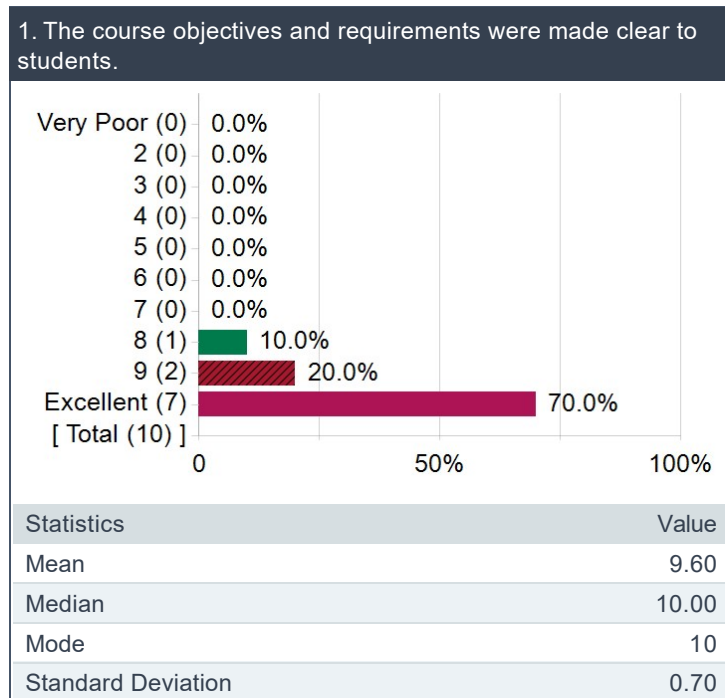
<https://secretariat.mcmaster.ca/app/uploads/2018/11/handling-of-personal-information-policy.pdf>

Creation Date: **Monday, April 22, 2024**



Please rate the following:

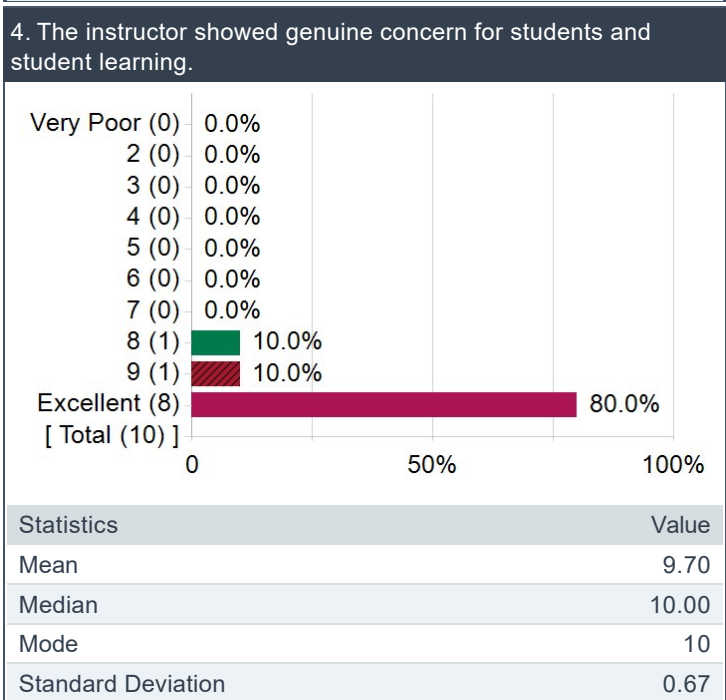
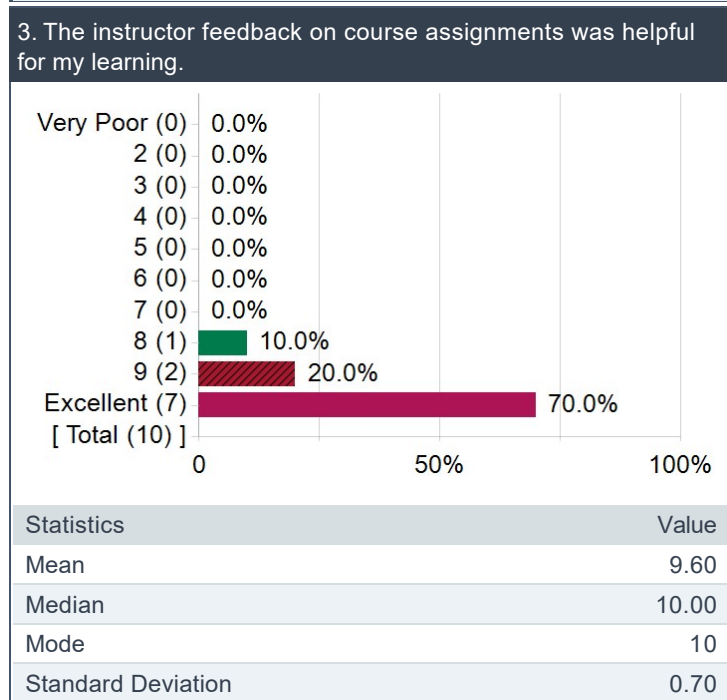
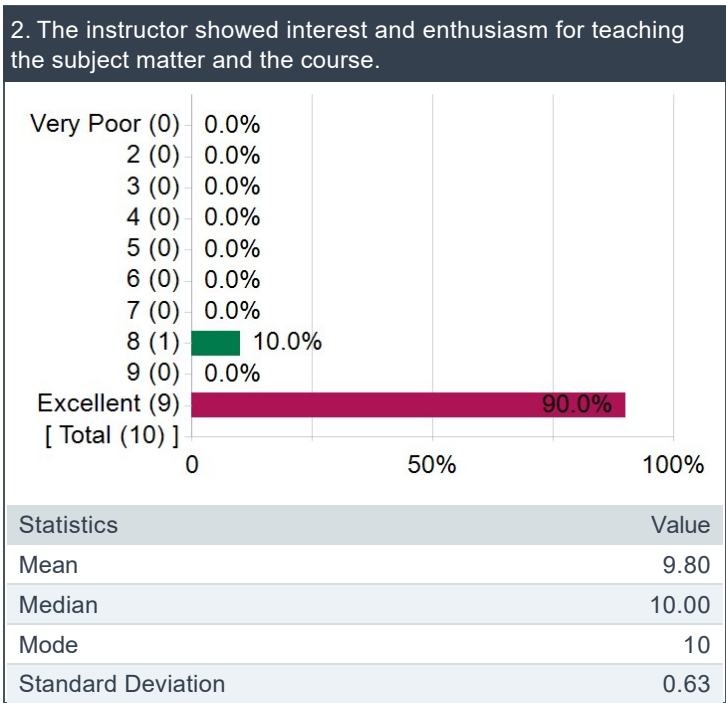
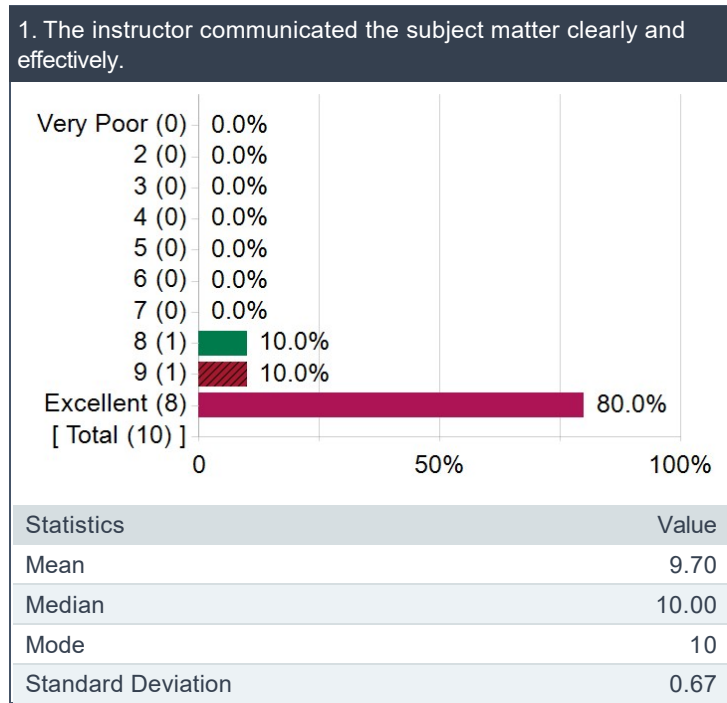
Competency Statistics	Value
Mean	9.25
Median	10.00
Mode	10
Standard Deviation	0.97

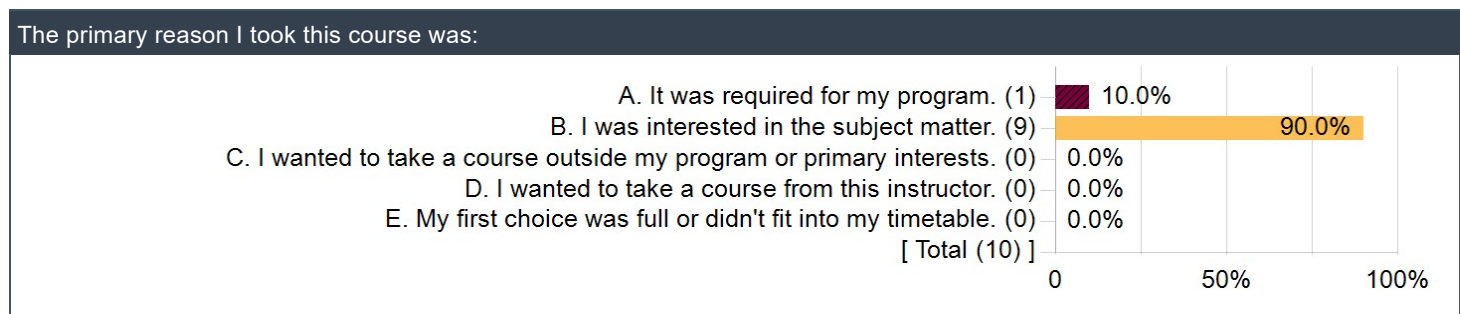
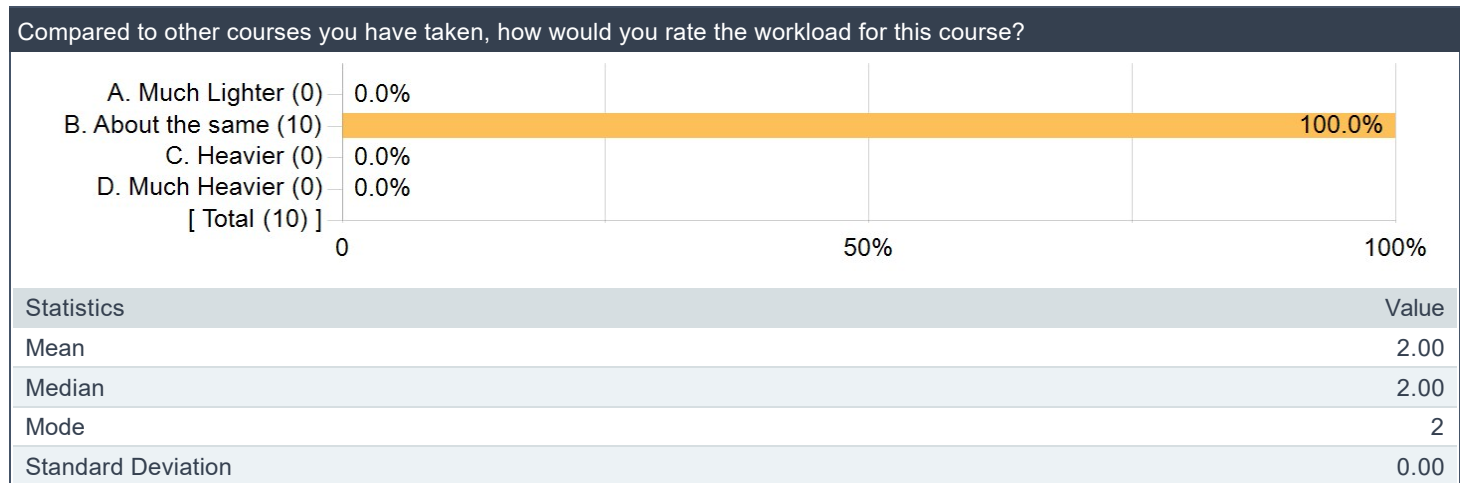
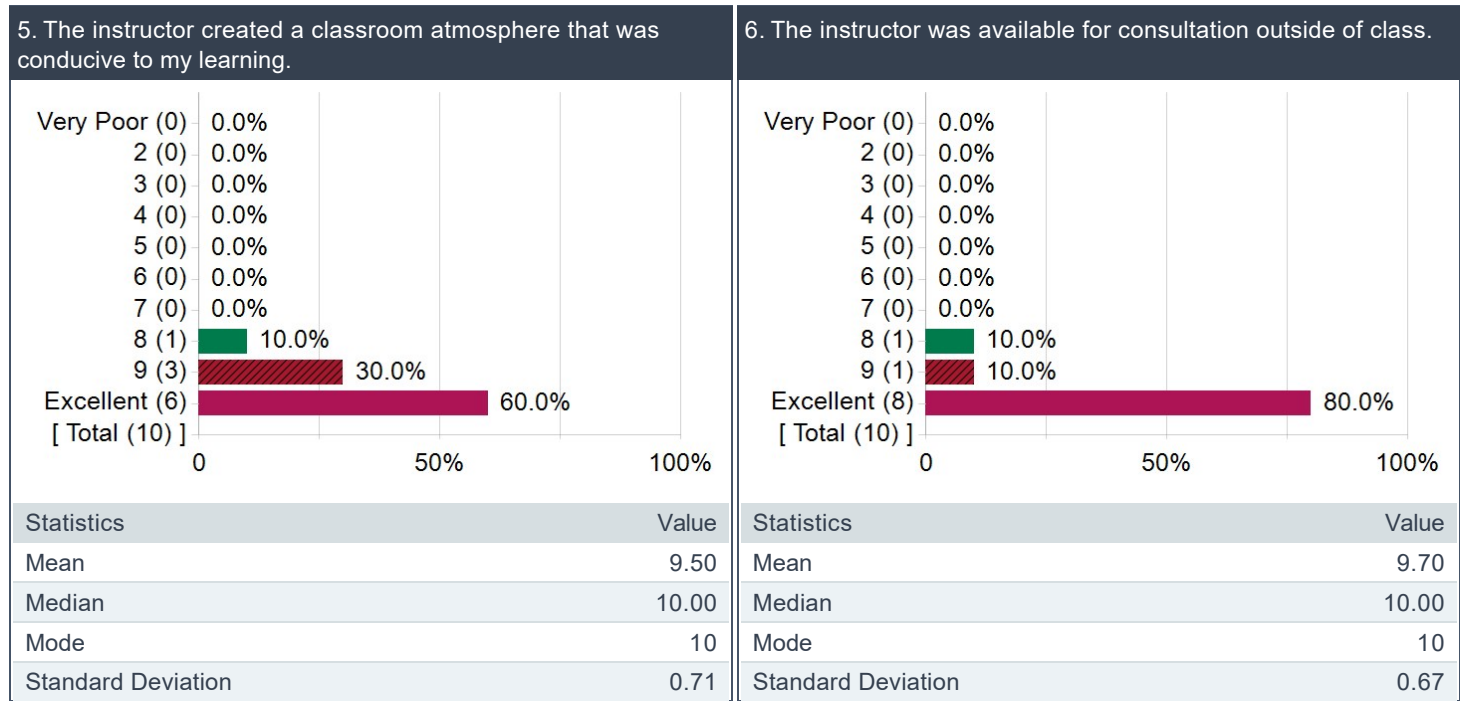


<p>3. Course projects, assignments, tests and/or exams improved my understanding of the course material.</p>	<p>4. The course content and course materials provided me with a deeper understanding of the subject matter.</p>																																																																								
<table border="1"> <thead> <tr> <th>Rating</th> <th>Count</th> <th>Percentage</th> </tr> </thead> <tbody> <tr><td>Very Poor (0)</td><td>0</td><td>0.0%</td></tr> <tr><td>2 (0)</td><td>0</td><td>0.0%</td></tr> <tr><td>3 (0)</td><td>0</td><td>0.0%</td></tr> <tr><td>4 (0)</td><td>0</td><td>0.0%</td></tr> <tr><td>5 (0)</td><td>0</td><td>0.0%</td></tr> <tr><td>6 (0)</td><td>0</td><td>0.0%</td></tr> <tr><td>7 (0)</td><td>0</td><td>0.0%</td></tr> <tr><td>8 (1)</td><td>1</td><td>10.0%</td></tr> <tr><td>9 (6)</td><td>6</td><td>60.0%</td></tr> <tr><td>Excellent (3)</td><td>3</td><td>30.0%</td></tr> <tr><td>[Total (10)]</td><td>10</td><td>100%</td></tr> </tbody> </table>	Rating	Count	Percentage	Very Poor (0)	0	0.0%	2 (0)	0	0.0%	3 (0)	0	0.0%	4 (0)	0	0.0%	5 (0)	0	0.0%	6 (0)	0	0.0%	7 (0)	0	0.0%	8 (1)	1	10.0%	9 (6)	6	60.0%	Excellent (3)	3	30.0%	[Total (10)]	10	100%	<table border="1"> <thead> <tr> <th>Rating</th> <th>Count</th> <th>Percentage</th> </tr> </thead> <tbody> <tr><td>Very Poor (0)</td><td>0</td><td>0.0%</td></tr> <tr><td>2 (0)</td><td>0</td><td>0.0%</td></tr> <tr><td>3 (0)</td><td>0</td><td>0.0%</td></tr> <tr><td>4 (0)</td><td>0</td><td>0.0%</td></tr> <tr><td>5 (0)</td><td>0</td><td>0.0%</td></tr> <tr><td>6 (0)</td><td>0</td><td>0.0%</td></tr> <tr><td>7 (0)</td><td>0</td><td>0.0%</td></tr> <tr><td>8 (1)</td><td>1</td><td>10.0%</td></tr> <tr><td>9 (3)</td><td>3</td><td>30.0%</td></tr> <tr><td>Excellent (6)</td><td>6</td><td>60.0%</td></tr> <tr><td>[Total (10)]</td><td>10</td><td>100%</td></tr> </tbody> </table>	Rating	Count	Percentage	Very Poor (0)	0	0.0%	2 (0)	0	0.0%	3 (0)	0	0.0%	4 (0)	0	0.0%	5 (0)	0	0.0%	6 (0)	0	0.0%	7 (0)	0	0.0%	8 (1)	1	10.0%	9 (3)	3	30.0%	Excellent (6)	6	60.0%	[Total (10)]	10	100%
Rating	Count	Percentage																																																																							
Very Poor (0)	0	0.0%																																																																							
2 (0)	0	0.0%																																																																							
3 (0)	0	0.0%																																																																							
4 (0)	0	0.0%																																																																							
5 (0)	0	0.0%																																																																							
6 (0)	0	0.0%																																																																							
7 (0)	0	0.0%																																																																							
8 (1)	1	10.0%																																																																							
9 (6)	6	60.0%																																																																							
Excellent (3)	3	30.0%																																																																							
[Total (10)]	10	100%																																																																							
Rating	Count	Percentage																																																																							
Very Poor (0)	0	0.0%																																																																							
2 (0)	0	0.0%																																																																							
3 (0)	0	0.0%																																																																							
4 (0)	0	0.0%																																																																							
5 (0)	0	0.0%																																																																							
6 (0)	0	0.0%																																																																							
7 (0)	0	0.0%																																																																							
8 (1)	1	10.0%																																																																							
9 (3)	3	30.0%																																																																							
Excellent (6)	6	60.0%																																																																							
[Total (10)]	10	100%																																																																							
<table border="1"> <thead> <tr> <th>Statistics</th> <th>Value</th> </tr> </thead> <tbody> <tr><td>Mean</td><td>9.20</td></tr> <tr><td>Median</td><td>9.00</td></tr> <tr><td>Mode</td><td>9</td></tr> <tr><td>Standard Deviation</td><td>0.63</td></tr> </tbody> </table>	Statistics	Value	Mean	9.20	Median	9.00	Mode	9	Standard Deviation	0.63	<table border="1"> <thead> <tr> <th>Statistics</th> <th>Value</th> </tr> </thead> <tbody> <tr><td>Mean</td><td>9.50</td></tr> <tr><td>Median</td><td>10.00</td></tr> <tr><td>Mode</td><td>10</td></tr> <tr><td>Standard Deviation</td><td>0.71</td></tr> </tbody> </table>	Statistics	Value	Mean	9.50	Median	10.00	Mode	10	Standard Deviation	0.71																																																				
Statistics	Value																																																																								
Mean	9.20																																																																								
Median	9.00																																																																								
Mode	9																																																																								
Standard Deviation	0.63																																																																								
Statistics	Value																																																																								
Mean	9.50																																																																								
Median	10.00																																																																								
Mode	10																																																																								
Standard Deviation	0.71																																																																								
<p>5. Overall, the quality of my learning experience in this course was:</p>	<p>6. If applicable: Overall, how well did the tutorials/TA supports contribute to your learning in this course?</p>																																																																								
<table border="1"> <thead> <tr> <th>Rating</th> <th>Count</th> <th>Percentage</th> </tr> </thead> <tbody> <tr><td>Very Poor (0)</td><td>0</td><td>0.0%</td></tr> <tr><td>2 (0)</td><td>0</td><td>0.0%</td></tr> <tr><td>3 (0)</td><td>0</td><td>0.0%</td></tr> <tr><td>4 (0)</td><td>0</td><td>0.0%</td></tr> <tr><td>5 (0)</td><td>0</td><td>0.0%</td></tr> <tr><td>6 (0)</td><td>0</td><td>0.0%</td></tr> <tr><td>7 (0)</td><td>0</td><td>0.0%</td></tr> <tr><td>8 (2)</td><td>2</td><td>20.0%</td></tr> <tr><td>9 (5)</td><td>5</td><td>50.0%</td></tr> <tr><td>Excellent (3)</td><td>3</td><td>30.0%</td></tr> <tr><td>[Total (10)]</td><td>10</td><td>100%</td></tr> </tbody> </table>	Rating	Count	Percentage	Very Poor (0)	0	0.0%	2 (0)	0	0.0%	3 (0)	0	0.0%	4 (0)	0	0.0%	5 (0)	0	0.0%	6 (0)	0	0.0%	7 (0)	0	0.0%	8 (2)	2	20.0%	9 (5)	5	50.0%	Excellent (3)	3	30.0%	[Total (10)]	10	100%	<table border="1"> <thead> <tr> <th>Rating</th> <th>Count</th> <th>Percentage</th> </tr> </thead> <tbody> <tr><td>Very Poor (0)</td><td>0</td><td>0.0%</td></tr> <tr><td>2 (0)</td><td>0</td><td>0.0%</td></tr> <tr><td>3 (0)</td><td>0</td><td>0.0%</td></tr> <tr><td>4 (0)</td><td>0</td><td>0.0%</td></tr> <tr><td>5 (0)</td><td>0</td><td>0.0%</td></tr> <tr><td>6 (0)</td><td>0</td><td>0.0%</td></tr> <tr><td>7 (1)</td><td>1</td><td>14.3%</td></tr> <tr><td>8 (0)</td><td>0</td><td>0.0%</td></tr> <tr><td>9 (1)</td><td>1</td><td>14.3%</td></tr> <tr><td>Excellent (5)</td><td>5</td><td>71.4%</td></tr> <tr><td>[Total (7)]</td><td>7</td><td>100%</td></tr> </tbody> </table>	Rating	Count	Percentage	Very Poor (0)	0	0.0%	2 (0)	0	0.0%	3 (0)	0	0.0%	4 (0)	0	0.0%	5 (0)	0	0.0%	6 (0)	0	0.0%	7 (1)	1	14.3%	8 (0)	0	0.0%	9 (1)	1	14.3%	Excellent (5)	5	71.4%	[Total (7)]	7	100%
Rating	Count	Percentage																																																																							
Very Poor (0)	0	0.0%																																																																							
2 (0)	0	0.0%																																																																							
3 (0)	0	0.0%																																																																							
4 (0)	0	0.0%																																																																							
5 (0)	0	0.0%																																																																							
6 (0)	0	0.0%																																																																							
7 (0)	0	0.0%																																																																							
8 (2)	2	20.0%																																																																							
9 (5)	5	50.0%																																																																							
Excellent (3)	3	30.0%																																																																							
[Total (10)]	10	100%																																																																							
Rating	Count	Percentage																																																																							
Very Poor (0)	0	0.0%																																																																							
2 (0)	0	0.0%																																																																							
3 (0)	0	0.0%																																																																							
4 (0)	0	0.0%																																																																							
5 (0)	0	0.0%																																																																							
6 (0)	0	0.0%																																																																							
7 (1)	1	14.3%																																																																							
8 (0)	0	0.0%																																																																							
9 (1)	1	14.3%																																																																							
Excellent (5)	5	71.4%																																																																							
[Total (7)]	7	100%																																																																							
<table border="1"> <thead> <tr> <th>Statistics</th> <th>Value</th> </tr> </thead> <tbody> <tr><td>Mean</td><td>9.10</td></tr> <tr><td>Median</td><td>9.00</td></tr> <tr><td>Mode</td><td>9</td></tr> <tr><td>Standard Deviation</td><td>0.74</td></tr> </tbody> </table>	Statistics	Value	Mean	9.10	Median	9.00	Mode	9	Standard Deviation	0.74	<table border="1"> <thead> <tr> <th>Statistics</th> <th>Value</th> </tr> </thead> <tbody> <tr><td>Mean</td><td>9.43</td></tr> <tr><td>Median</td><td>10.00</td></tr> <tr><td>Mode</td><td>10</td></tr> <tr><td>Standard Deviation</td><td>1.13</td></tr> </tbody> </table>	Statistics	Value	Mean	9.43	Median	10.00	Mode	10	Standard Deviation	1.13																																																				
Statistics	Value																																																																								
Mean	9.10																																																																								
Median	9.00																																																																								
Mode	9																																																																								
Standard Deviation	0.74																																																																								
Statistics	Value																																																																								
Mean	9.43																																																																								
Median	10.00																																																																								
Mode	10																																																																								
Standard Deviation	1.13																																																																								

Please rate the following:

Competency Statistics	Value
Mean	9.67
Median	10.00
Mode	10
Standard Deviation	0.66





Please comment on the overall quality of the instruction in this course:

Comments
<p>This course was my favorite of this semester, the content was interesting and Noah Fry executed lectures in an interactive discussion based way that helped us understand the class readings.</p>
<p>All good ,Noah is great as an instructor.</p>
<p>I liked that the interactive component was never a group effort, despite presenting the option to collaborate on course work. I liked the sequencing of the topics and how the course just flowed. I especially loved how I could access recordings of the lecture for going back through things he might have said that I missed and just to listen again because he talks fast sometimes. I find Noah to be thoughtful in how he left almost all options on coursework and assignments open. This could develop into a multi-term course.</p>
<p>Professor Fry was an incredible instructor throughout the course. He communicates concepts and learning goals effectively, creates interesting assignments and opportunity for engagement, as well as being a kind and understanding individual who is happy to expand on ideas outside of the lecture.</p>
<p>Noah Fry provided a comfortable space for open discussion amongst students, this is an important aspect that may instructors lack. The ability to engage students in discussion provided much easier participation. He is very passionate and understanding, overall a very good prof. The only thing I would note is that the feedback can be a little subjective and too much relying on own perception. I think it would be beneficial if he thought about our work more broadly, breaking down objective and personal beliefs on students work. This isn't to the extent that grades are poor, just a lot of feedback is subjective that wasn't outlined completely in rubric or assignment descriptions. I do want to end this on the note that he offers plenty of room to talk about grades or feedback. He does make it known he will happily remark or address your concern's, its just hard to come and talk about the concerns when you can't argue with an opinion or something that wasn't in the rubric.</p>
<p>This was an amazing class! First, Noah made the content very interesting. I especially liked Canada as a 'Peaceable Kingdom' and Canada as an 'Anti-Racist State'. Each week problematized an interesting myth with a slew of materials (i.e., journal articles, chapters from books, essay videos, ted talks, and more) to enhance our understanding of the subject. When a week's content was thought to be more difficult to comprehend, Noah provided clarification both in-person during lecture and online (via avenue announcements). Further, the content included a number of perspectives, such as those of women, racialized scholars, francophone scholars, etc. Still, Noah gave students the opportunity to advocate for a 'missing perspective' in the course material for two week's of their choosing. There was also a week where he held an activity (questionnaire-like) related to the discourse of that week and brought in Canadian and American mini flags – this was fun and interactive! Second, Noah made the course very convenient and available for everyone. He was open to accommodations and meeting the needs of students. If you could not make it to a class or did not feel comfortable speaking that day, there was the option of writing a write-up in order to receive participation marks. I especially appreciated this component as I almost always attended class but may not feel inclined to speaking that particular day or sharing my thoughts in front of the class. Third, Noah provided ample opportunity for us to succeed. The course offered an interactive 'Wordle' which encompassed the main theme (or a concept discussed in lecture) for that week. By completing six of these throughout the semester, you were granted the opportunity to excel further on the second blurb assignment. Additionally, the discussion forum allowed students to share their thoughts and bring in new materials on that week's course content and excel further in the participation component of the course. Fourth, Noah offered an inclusive environment. He was open to everyone's ideas and allowed us to speak freely. You could tell he was genuinely interested in learning about peoples' experiences and perspectives. Lastly, Noah was always approachable and willing to help. He answers emails quickly and gives well-thought out responses. Outside of class, he has office hours. I went to his office hours a couple of times and both times he was very helpful in answering questions about the assignments and even offered feedback on my assignment outline. I especially value this because most professors are not inclined to reviewing an outline or giving feedback on assignments prior to submission. In doing so, I was able to do well on this assignment. Overall, I think this was an amazing class and would recommend it to my friends!</p>
<p>Noah is a very thoughtful and accommodating instructor. He offers his students multiple ways to excel, which to me, shows that he doesn't assume a one-size-fits-all approach to learning. He is also always available for help outside of class hours, and very responsive over email. He demonstrates a lot of knowledge on the subject matter as well. One thing I will say is that sometimes the readings were a bit difficult to understand and comprehend, which made the first assignment difficult to excel in for me personally. Overall, Noah is a high-quality instructor, with great delivery, and a very accommodating approach to his students.</p>

Please comment on the overall quality of your learning experience in this course:

Comments
This class has greatly improved my knowledge on the topics covered.
everything is good
I had no idea about a lot of the things I learned about Canadian politics, the puzzling questions the material stirred in me about stuff like the founding myth, who was left out and why, and why things like the Indian still remains today despite its racist, feminist nature. My absorptive capacity for learning was definitely activated in this course and I'm glad I chose it.
I felt my learning experience in this course was absolutely top notch as a result of good content, a well constructed course and a professor who truly cared for the subject at hand, as well as the learning of his students.
it was good! Happy I took this class and think Noah will be a really good prof.
As previously mentioned, this was an amazing class! Though, I wonder if the name of the course could be more interesting to encourage more students to enroll in it in future years. To be honest, the course was much more interesting than the name makes it out to be. Perhaps a course name with the phrase "myth-making" or the word "myth" would make it sound more intriguing and students would be more inclined to take the course.
I have learned a lot of new things about Canadian public policy and myths because of this course! Topics were very engaging, I found it very interesting to come up with new perspectives and consider different sides within each 'myth'. I sometimes had difficulty understanding specific concepts, especially within readings. Overall, it was a great learning experience. We need more professors like Noah and I believe he is a valuable asset to any course or educational institution.